



THE IDEAL VENUE FOR ALL KINDS / VERSATILE EVENT HUB IN THE HEART OF WAN CHAI

Located in the heart of Wan Chai, the brand new Hopewell Hotel puts you in the centre of it all.

Whether you are planning an intimate family gathering or a major conference, our column-free and flexible event spaces offer you a wide choice of size, configuration and views of the Victoria Harbour, the hills and the bustling Wan Chai district.

Our dedicated event specialists will assist you in making your vision a reality, complete with custom menus crafted by our talented culinary team.



1,000 Guestrooms

Wide range of room types to
best suit your needs



+6,500m²

Function space, all column-free



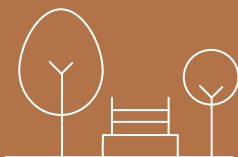
+30,000m²

Shopping mall with wide varieties of shops
and restaurants under the same complex



+400

Parking space and valet parking service with
designated guest drop-off and pick-up areas



+6,000m²

Greenery park next to hotel



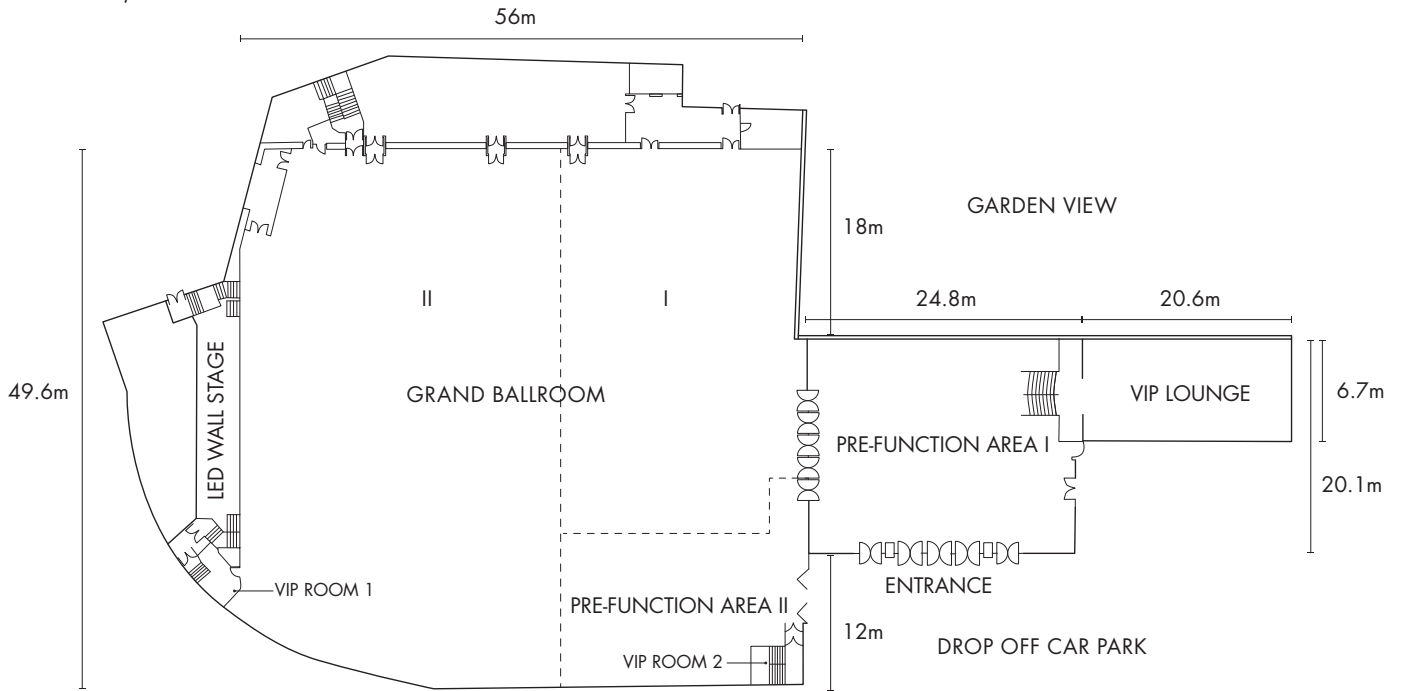
Designated MTR Exit

Wan Chai MTR Station

GRAND BALLROOM

– L16

- Can accommodate 1,800 guests for large-scale events and conferences
- Column-free function space with 8-metre high ceiling
- Spacious and versatile, can be divided into 2 halls for all kinds of events
- Allows direct car and truck drive-in
- Built-in stage and LED wall
- Spacious Pre-function area and VIP Lounge (with exclusive restroom facilities)



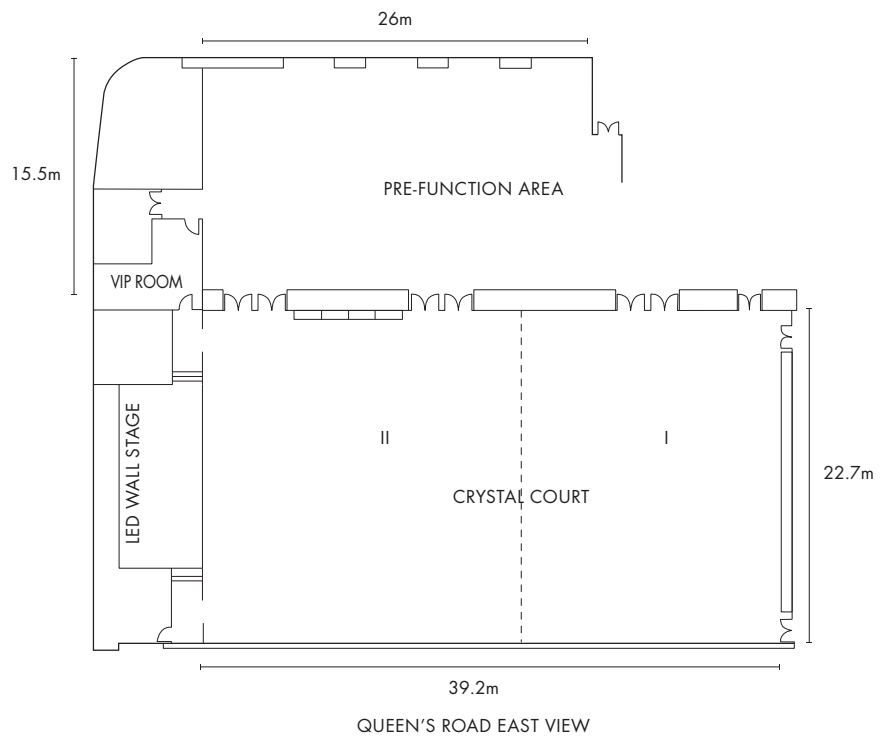
Venue	Ceiling Height (m)	Floor Area		Dimensions (m)	Theatre (person)	Banquet	
		(sq.m.)	(sq.ft.)			(person)	(table)
Grand Ballroom (I + II + Pre-function Area II)	8	2,678	28,815	56 x 49.6	1,800	1,584	132
Grand Ballroom I	8	778	8,708	36.4 x 22.5	500	408	34
Grand Ballroom II	8	1,606	17,951	49.8 x 33.5	1,300	852	71
Pre-function Area I	4.6	484	5,358	24.8 x 20.1	-	-	-
Pre-function Area II	8	294	3,450	22.5 x 13.4	-	-	-
VIP Lounge	3.8	138	1,485	20.6 x 6.7	-	-	-

All information and renderings are provided for reference only, and subject to change.

CRYSTAL COURT

– L19

- Can accommodate 750 guests for major events and conferences
- Column-free function space with expansive pre-function area
- Unique decoration with huge glass windows, allowing the venue to receive soft and natural light
- Spacious and versatile, can be divided into 2 halls for different scales of events
- Equipped with French crystal chandeliers, built-in stage and LED wall



Venue	Ceiling Height (m)	Floor Area (sq.m.)	Floor Area (sq.ft.)	Dimensions (m)	Theatre (person)	Banquet (person)	Banquet (table)
Crystal Court	6.4	1,003	10,792	39.2 x 22.7	750	696	58
Crystal Court I	6.4	341	3,669	16.8 x 20.3	300	240	20
Crystal Court II	6.4	575	6,187	22.4 x 22.7	450	408	34
Pre-function Area	3.7	547	5,886	26 x 15.5	-	-	-

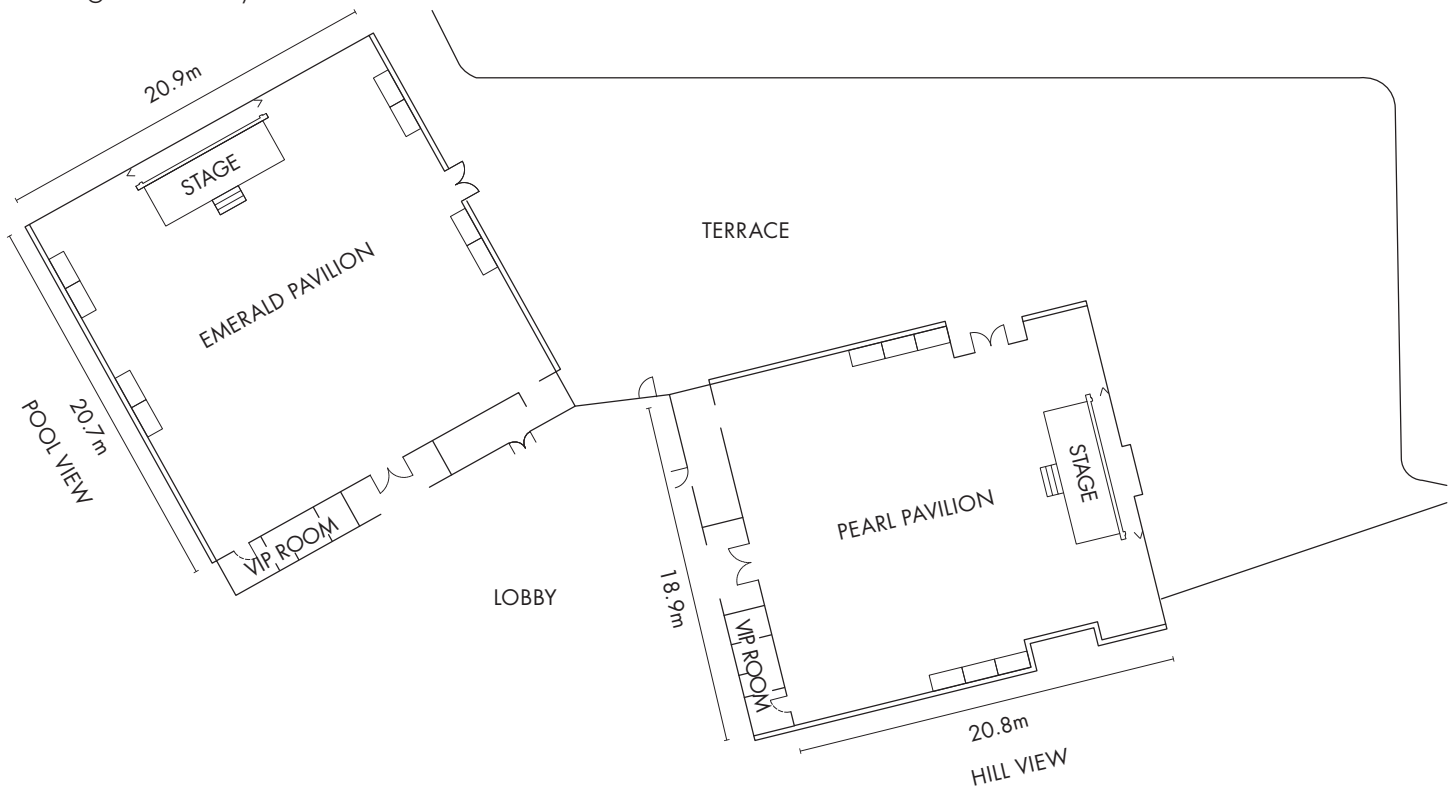
All information and renderings are provided for reference only, and subject to change.

EMERALD PAVILION & PEARL PAVILION

– L21

The theme design of the Emerald Pavilion & Pearl Pavilion is “nature”. The glass walls of the venue not only bring in natural light but also integrate the outdoor terrace with the interior and venue.

The enchanting view of the outdoor terrace outside the Emerald Pavilion & Pearl Pavilion complements the dazzling chandeliers seamlessly, and makes it the most delighted and unique venue for all kinds of events, including wedding ceremony and cocktail.



Venue	Ceiling Height (m)	Floor Area		Dimensions (m)	Theatre (person)	Banquet	
		(sq.m.)	(sq.ft.)			(person)	(table)
Emerald Pavilion	3.4	457	4,917	20.9 x 20.7	309	216	18
Pearl Pavilion	3.4	399	4,293	18.9 x 20.8	239	168	14
Terrace	-	917	9,871	-	-	-	-

All information and renderings are provided for reference only, and subject to change.

SUMMIT VIEW 58 – L58

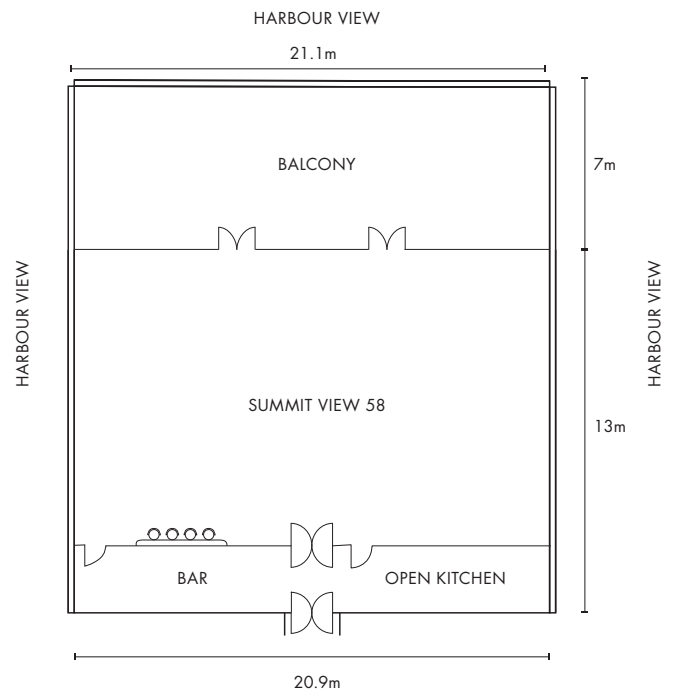
In order to match the dream of "You", Hopewell Hotel Wanchai provides "You" with different event venues, so that "You" can give full play to your personal taste and style, and feel fashionable and full of style!

Guests or event planners can choose to hold your/clients' events at Summit View 58 on the highest floor of the hotel where you can enjoy the most breath-taking view of Victoria Harbour.



Located on the 58th floor, the design of Summit View 58 is based on British elegance and beauty, guests can overlook a completely unobstructed 180-degree view of the Victoria Harbour and the green mountain scenery. This unique venue can accommodate up to 140 persons banquet.

Regardless of day or night, Summit View 58, with its unique decoration and beautiful scenery, will definitely give you and your guests a "Wow!" and memorable moments that will be remembered in their hearts.

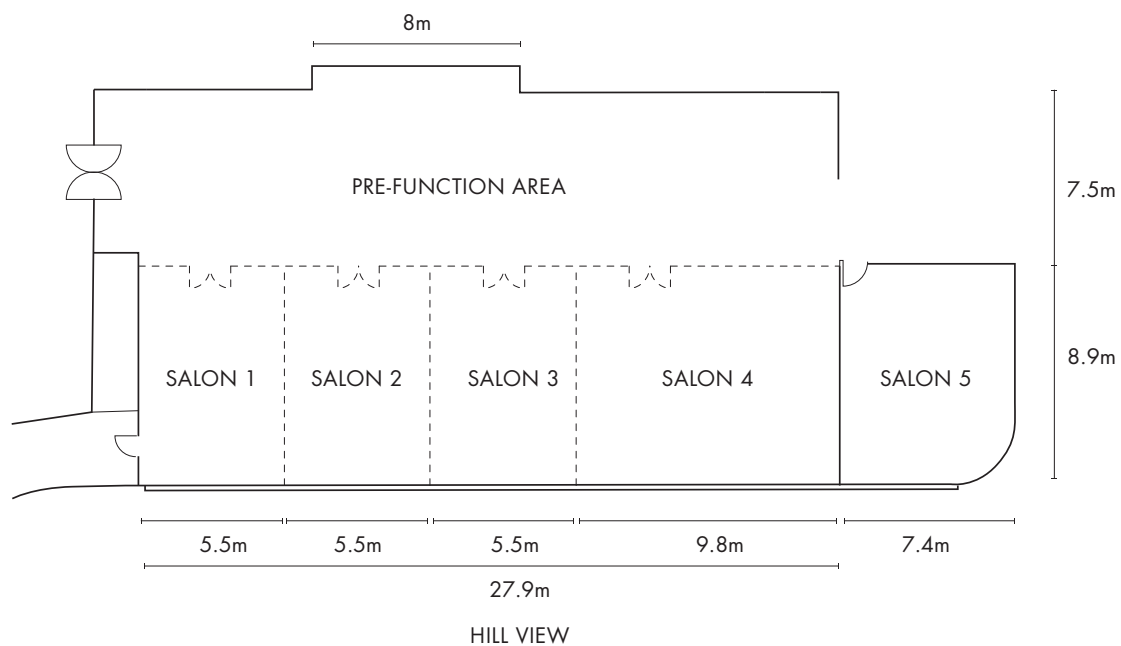


Venue	Ceiling Height (m)	Floor Area (sq.m.) (sq.ft.)		Dimensions (m)	Theatre (person)	Banquet (person) (table)	
Summit View 58	4.5	285	3,660	20.9 x 13	140	144	12
Balcony	-	148	1,589	21.1 x 7	-	-	-

All information and renderings are provided for reference only, and subject to change.

SALONS – L20

Salons is an exclusive area consisting of 5 small function rooms (Salon 1-5) with flexible configurations and a designated pre-function area; the event spaces are all column-free with natural daylight, providing the most flexibility and versatility to event organisers.



Venue	Ceiling Height (m)	Floor Area (sq.m.) (sq.ft.)		Dimensions (m)	Theatre (person)	Classroom (person)
Salon 1	2.8	49	527	5.5 x 8.9	45	18
Salon 2	2.8	49	527	5.5 x 8.9	45	18
Salon 3	2.8	49	527	5.5 x 8.9	45	18
Salon 4	2.8	87	936	9.8 x 8.9	75	36
Salon 5	2.8	61	657	7.4 x 8.9	52	26
Salons 1-4 (Combined)	2.8	234	2,517	-	210	106
Pre-function Area	2.8	207	2,227	-	-	-

All information and renderings are provided for reference only, and subject to change.

CAPACITY CHART

Level	Venue	Ceiling Height (m)	Floor Area (sq.m.) (sq.ft.)		Dimensions (m)	Theatre (person)	Banquet (person) (table)	
16	Grand Ballroom (I + II + Pre-function Area II)	8	2,678	28,815	56 x 49.6	1,800	1,584	132
	Grand Ballroom I	8	778	8,708	36.4 x 22.5	500	408	34
	Grand Ballroom II	8	1,606	17,951	49.8 x 33.5	1,300	852	71
	Pre-function Area I	4.6	484	5,358	24.8 x 20.1	-	-	-
	Pre-function Area II	8	294	3,450	22.5 x 13.4	-	-	-
	VIP Lounge	3.8	138	1,485	20.6 x 6.7	-	-	-
19	Crystal Court	6.4	1,003	10,792	39.2 x 22.7	750	696	58
	Crystal Court I	6.4	341	3,669	16.8 x 20.3	300	240	20
	Crystal Court II	6.4	575	6,187	22.4 x 22.7	450	408	34
	Pre-function Area	3.7	547	5,886	26 x 15.5	-	-	-
20	Salon 1	2.8	49	527	5.5 x 8.9	45	-	-
	Salon 2	2.8	49	527	5.5 x 8.9	45	-	-
	Salon 3	2.8	49	527	5.5 x 8.9	45	-	-
	Salon 4	2.8	87	936	9.8 x 8.9	75	-	-
	Salon 5	2.8	61	657	7.4 x 8.9	52	-	-
	Salons 1-4 (Combined)	2.8	234	2,517	-	210	-	-
	Pre-function Area	2.8	207	2,227	-	-	-	-
	Emerald Pavilion	3.4	457	4,917	20.9 x 20.7	309	216	18
21	Pearl Pavilion	3.4	399	4,293	18.9 x 20.8	239	168	14
	Terrace	-	917	9,871	-	-	-	-
58	Summit View 58	4.5	285	3,660	20.9 x 13	140	144	12
	Balcony	-	148	1,589	21.1 x 7	-	-	-

*All information and renderings are provided for reference only, and subject to change.

LOCATION



HOPEWELL HOTEL

15 KENNEDY ROAD, WAN CHAI, HONG KONG

+852 2620 3688 CATERING@HOPEWELLHOTEL.COM HOPEWELLHOTEL.COM